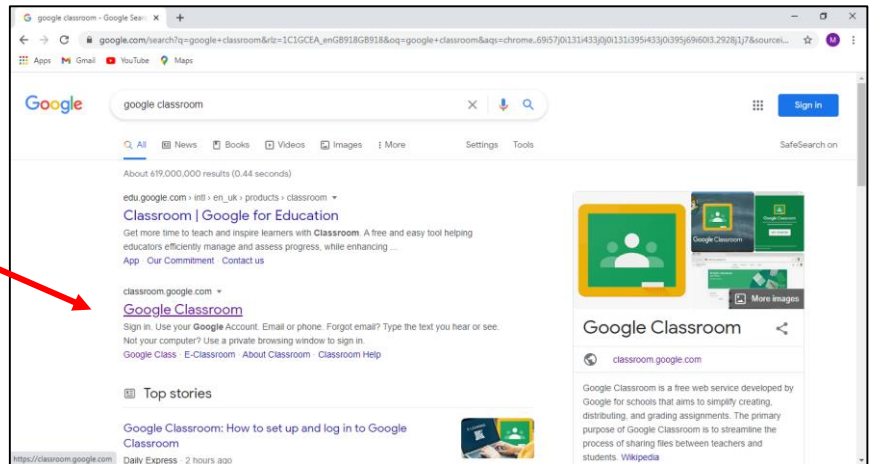
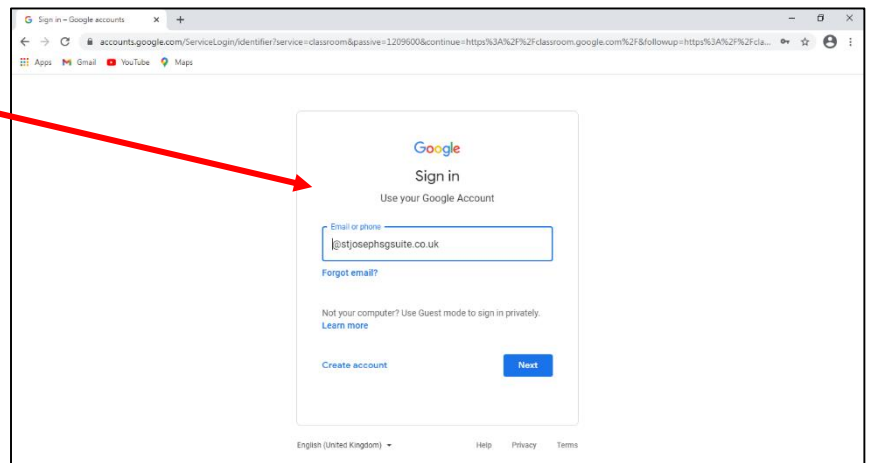


# How to log in to Google Classroom from a desktop.

1. Search 'Google Classroom' on your chosen browser (Google, Internet Explorer, Bing etc). Open this page.



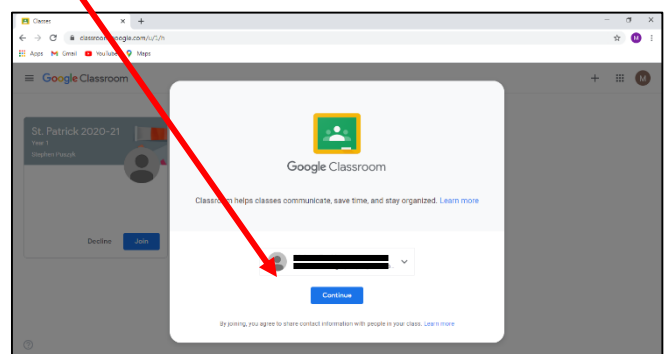
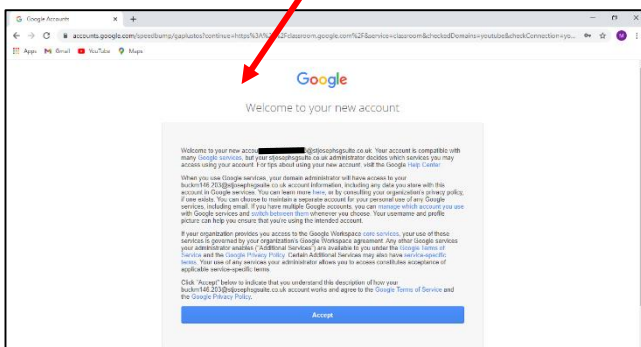
2. You will then be required to sign in using your **own personal username** followed by the schools domain. **@stjosephsgsuite.co.uk**



3. You will then be required to enter **your own unique password**. (These details were sent home on personalized letters to all children with their unique log in details).

*Should you need additional access to these details please contact your class teacher who will be able to distribute them.*

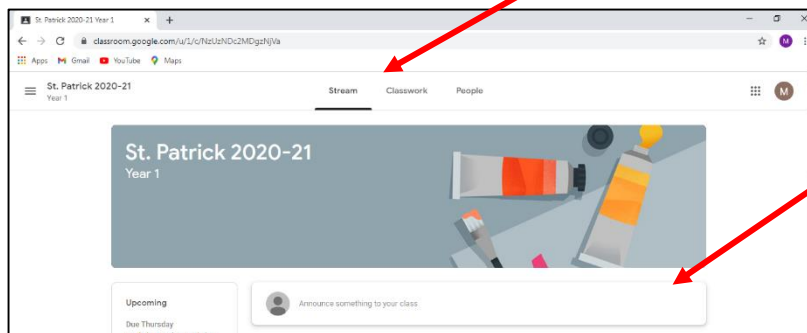
4. Once you have entered your **username (followed by school domain)** and **your unique password**. You will be asked to accept the T&Cs. You will then be given access to the Classroom portal.



5. Initially you will be asked to 'pick your role' and select student. You will need to 'join' your class.



6. You will then have access to the main class page (Stream) where messages and conversations can be posted by staff and pupils.



To post a message simple type here and send something to your friends and teacher.

7. To access the work set by your teacher, click the 'Classwork' tab.

Here you will find **'Topics'** for different subjects and **assignments set for your class.**

Due dates are displayed for reference and once you open the tab, **attachments can be downloaded or directly worked into.**

**MAKE SURE TO TURN IN YOUR WORK BEFORE CLOSING THE TAB.**

